



Pin & Socket Connectors

.093" Power Connector Housings

Due to the numerous options on this page, pricing is not shown. **Call for pricing and availability.** These housings accept .093" diameter standard crimp or PC terminals, **ordered separately below.**

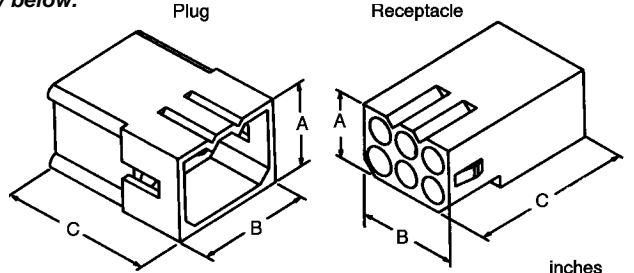
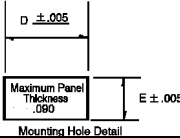
Features

- Passive (friction) lock
- 1 to 15 circuit housings
- Panel and PCB mountable
- One piece strain reliefs available (42148 Series)
- Mating headers available (See notes 2, 3, and 4)
- Male and female terminals may be used in receptacle housing

Specifications

Voltage: 250V
 Current: 12.0Amax.
 Housing: Nylon, UL94V-2
 Temperature: -40 to +150°C

U.L. File No. E-29179
 CSAFile No. LR19980



Ordering Information

Ckt. I.D. Shown is Mating Side of receptacle; Wire side of plug	inches										
Series-Circuit Size	1951-1	1619-1	1545-2	1396-3	1490-4	2163-4	2629-5	1261-6	1292-9	1360-12	1375-15
Amperes/Circuit (Max) ⁶	12	12	12	12	9	9	9	9	9	7.5	7.5
Voltage Rating (Max) ⁵	250*	250	250	250	250	250	250	250	250	250	250
Vertical Headers	N/A	N/A	See Note 1,4	See Note 1,2,3 & 4	See Note 2 & 4	See Note 4	See Note 3& 4	See Note 2,3 & 4	See Note 2,3 & 4	See Note 2,3 & 4	See Note 2 & 3
Receptacles											
Panel Mount	N/A	N/A	03-09-1027	03-09-1031	03-09-1041	03-09-1040	N/A	03-09-1061	03-09-1091	03-09-1125	03-09-1154
Free Hanging	03-09-1014	03-09-1011	03-09-1022	03-09-1032	03-09-1042	03-09-1049	03-09-1052	03-09-1064	03-09-1094	03-09-1126	03-09-1157
Dimension A	-	-	.54	.67	.87	.43	1.07	.43	.670	.87	1.07
B	.31	.23	.25	.24	.24	.43	.24	.63	.63	.63	.63
C	1.86	1.03	1.03	1.01	1.03	1.03	1.00	1.02	1.03	1.02	1.02
Panel D	-	-	.725	.830	1.038	.500	-	.678	.828	1.05	1.240
Cutout E	-	-	.312	.312	.312	.600	-	.600	.725	.725	.725
Plugs											
Panel Mount	N/A	N/A	03-09-2021	03-09-2031	03-09-2041	03-09-2040	N/A	03-09-2061	03-09-2091	03-09-2122	03-09-2159
Free Hanging	03-09-2014	03-09-2011	03-09-2022	03-09-2032	03-09-2042	03-09-2049	03-09-2057	03-09-2062	03-09-2092	03-09-2121	03-09-2158
Dimension A	-	-	.64	.77	.97	.54	1.18	.54	.77	.98	1.17
B	.44	.36	.35	.34	.34	.54	.34	.73	.73	.74	.74
C	2.25	1.00	1.00	1.00	1.00	1.02	1.00	1.00	1.00	.98	.98
Panel D	-	-	.80	.933	1.131	.555	-	.750	9.37	1.155	1.343
Cutout E	-	-	.375	.375	.375	.695	-	.695	.660	.760	.760

- 1 Positive lock configuration available
- 2 Vertical header (shrouded) available, Request information on 3099 Series
- 3 Vertical header (unshrouded) available, Request information on 1840 Series

- 4 Vertical headers may be assembled using PC tail terminals in standard housings
- 5 Rating based on fully loaded housing

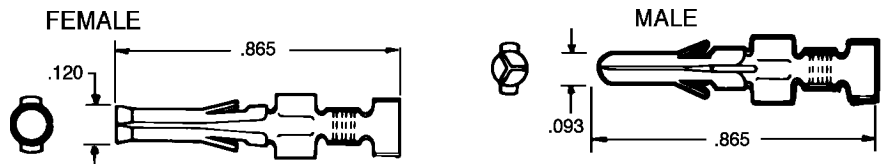
* Tested to 5,000 volts with no dielectric breakdown

.093" Diameter Terminals

Electrical Specifications:

- Resistance:** MV voltage drop per amp, + 10% - 1st engagement 3.0 - 10th engagement 3.1.
- High Voltage Test:** withstands 1500 volts RMS for 60 seconds min. applied between adjacent terminals.
- Temperature Rise:** 30°C maximum for all connectors at maximum rated current.
- Current Rating:** Amperage rating up to 12 amps on some sizes.

Standard 0.93" Terminal



Ordering Information

Crimp Wire Size	Insulation Diameter	Male/Female Series	Chain Form		Loose Form		Application Tooling Order No.'s			
			Male	Female	Male	Female	Hand Tool	TM-42 Die*	Mini Mac Die*	Extraction Tool
Standard Brass .010" Tin plated										
14-20	.065/.160	1190/1189	02-09-2101	02-09-1102	02-09-2103	02-09-1104	11-01-0084	11-40-2001	11-18-2143	11-03-0006
18-22	.060/.120	1380/1381	02-09-2116	02-09-1117	02-09-2118	02-09-1119	11-01-0084	11-40-2002	11-18-2158	11-03-0006
									11-18-2007	
22-24	.050/.070	2870/2871	02-09-2136	02-09-1138	02-09-2137	02-09-1139	11-01-0097	11-40-2020	11-18-2102	11-03-0006
24-30	.030/.060	1434/1433	02-09-2141	02-09-1142	02-09-2143	02-09-1144	11-01-0006	11-40-2003	11-18-2008	11-03-0006
Select Gold (15µ" min.)										
14-20	.065/.160	1190/1189	02-09-6100	02-09-5100	02-09-6106	02-09-5106	11-01-0084	11-40-2001	11-18-2143	11-03-0006
18-22	.060/.120	1380/1381	02-09-6122	02-09-5134	02-09-6223	02-09-5142	11-01-0084	11-40-2002	11-18-2158	11-03-0006
									11-18-2007	
24-30	.030/.060	1434/1433	02-09-6144	02-09-5146	02-09-6145	02-09-5147	11-01-0006	11-40-2003	11-18-2008	11-03-0006
Select Gold (50µ" min.)										
14-20	.065/.160	1190/1189	02-09-6101	02-09-5102	02-09-6110	02-09-5111	11-01-0084	11-40-2001	11-18-2143	11-03-0006
18-22	.060/.120	1380/1381	02-09-6125	02-09-5130	02-09-6126	02-09-5133	11-01-0084	11-40-2002	11-18-2158	11-03-0006
									11-18-2007	


* Die only, does not include press or spare tooling.

.093" Diameter Terminals Continued on following page



Pin & Socket Connectors

.093" Diameter Terminals (continued)



Ordering Information

Crimp Wire Size	Insulation Diameter	Male/Female Series	Chain Form Order No.		Loose Form Order No.		Application Tooling Order No.'s			
			Male	Female	Male	Female	Hand Tool	TM-42 Die*	Mini Mac Die*	Extraction Tool
P.C. Tail										
For Standard .093 Housing Only (Tin) Not for use with 3191 Series										
		1376/1377	-	-	02-09-2134	02-09-1134	N/A	N/A	N/A	N/A
For Standard .093 Housing Only (Select Gold 30µ") Not for use with 3191 Series										
		1376/1377	-	-	02-09-6132	02-09-5132	N/A	N/A	N/A	N/A
For 3191 Housing Only (Tin)										
		2606/2605	-	-	02-09-8113	02-09-1145	N/A	N/A	N/A	N/A
Phos-Bronze .010"										
Tin Plated										
14-20	.065-.160	-/4550	-	02-09-1205	-	02-09-1206	11-01-0084	11-40-2001	11-18-2143	11-03-0006
18-22	.060-.120	-/2151	-	02-09-1203	-	02-09-1204	11-01-0084	11-40-2002	11-18-2158	11-03-0006
Select Gold (30µ")										
14-20	.065/.160	-/4550	-	02-09-5169	-	02-09-5170	11-01-0084	11-40-2001	11-18-2143	11-03-0006
Phos-Bronze .008"										
Tin Plated										
14-20	.065-.160	-/6310	-	02-09-1209	-	02-09-1211	11-01-0084	11-40-2001	11-18-2143	11-03-0006
18-22	.060-.120	-/6271	-	02-09-1208	-	02-09-1212	11-01-0084	N/A	N/A	11-03-0006

*Die only, does not include press or spare tooling.

.062" Power Connector Housings

Due to the numerous options in this section, pricing is not shown. **Call for pricing and availability.** These housings accept .062" diameter standard crimp or PC terminals, **ordered separately.**

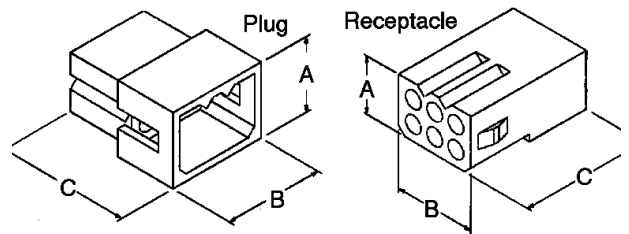
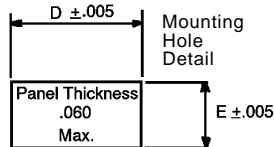
Features

- Friction lock
- Panel and PCB mountable
- 1-piece strain relief available (41316 series)
- Polarized housing assures proper mating
- Male and female terminals may be used in receptacle housing

ULFile No E-29179
CSAFile No. LR-19980

Specifications

Voltage: 250V
Current: 5.0Amax.
Housing: Nylon, UL94V-2
Temperature: -40 to +150°C



Ordering Information

Ckt. I.D. Shown is Mating Side of receptacle; Wire side of plug	1	2	3	4	2 4 1 3	5	3 6 1 4	3 6 9 2 1 8
Series-Circuit Size	1625-1	1625-2	1625-3	1625-4	2004-4	1625-5	1625	1625-9
Amperes/Circuit (Max)*	5	5	5	5	5	5	5	5
Voltage Rating (Max)*	250	250	250	250	250	250	250	250
Receptacles								
Panel Mount	N/A	03-06-1022	03-06-1031	03-06-1041	03-06-1043	03-06-1055	03-06-1061	03-06-1091
Free Hanging	03-06-1011	03-06-1023	03-06-1032	03-06-1042	03-06-1044	03-06-1056	03-06-1062	03-06-1092
Dimension A	.19	.34	.48	.63	.34	.78	.34	.49
B	N/A	.19	.19	.19	.34	.19	.49	.49
C	.78	.81	.78	.780	.77	.78	.78	.780
Panel D	N/A	.505	.650	.785	.506	.940	.552	.650
Cutout E	N/A	.265	.265	.260	.400	.265	.505	.552
Plugs								
Panel Mount	N/A	03-06-2024	03-06-2033	03-06-2041	03-06-2043	03-06-2054	03-06-2062	03-06-2091
Free Hanging	03-06-2011	03-06-2023	03-06-2032	03-06-2042	03-06-2044	03-06-2055	03-06-2061	03-06-2092
Dimension A	.30	.44	.59	.73	.44	.89	.45	.59
B	N/A	.30	.30	.29	.44	.31	.60	.59
C	.75	.78	.75	.75	.77	.75	.75	.75
Panel D	N/A	.609	.754	.865	.615	1.044	.615	.752
Cutout E	N/A	.318	.318	.312	.465	.318	.607	.615

* Rating based on fully loaded housings

.062" Connector Housings Continued on following page



Pin & Socket Connectors

.062" Connector Housing continued

Due to the numerous options on this page, pricing is not shown. **Call for pricing and availability.** These housings accept .062" diameter standard crimp or PC terminals, **ordered separately below.**

Ordering Information

Ckt. I.D. Shown is Mating Side of receptacle; Wire side of plug	1625-12		1625-15		1625-24		1772-36	
	[Diagram]		[Diagram]		[Diagram]		[Diagram]	
Series-Circuit Size	1625-12		1625-15		1625-24		1772-36	
Amperes/Circuit (Max)*	5		5		5		5	
Voltage Rating (Max)*	250		250		250		250	
Receptacles								
Panel Mount	03-06-1121		03-06-1151		03-06-1241		03-06-1361*	
Free Hanging	03-06-1122		03-06-1152		N/A		03-06-1362*	
Dimension A	.63		.77		.92		1.51	
B	.49		.49		.63		.69	
C	.78		.78		.75		.78	
Panel D	.795		.930		1.079		1.677	
Cutout E	.563		.569		.715		.707	
Plugs								
Panel Mount	03-06-2121		03-06-2151		03-06-2241		03-06-2361*	
Free Hanging	03-06-2122		03-06-2152		03-06-2242		03-06-2362*	
Dimension A	.74		.87		1.02		1.62	
B	.59		.59		.74		.80	
C	.75		.75		.75		.75	
Panel D	.903		1.032		1.182		1.795	
Cutout E	.614		.620		.765		.825	

* 36 circuit on a .165 pitch (4.19mm)

Since 1938, the people of Molex have provided the expertise, products and worldwide service our customers need to help them complete in the global marketplace. Molex is the world's second largest manufacturer of electronic, electrical and fiber optic interconnection products and systems; switches and application tooling. Our connectors are used just about everywhere---from computers to consumer products, automotive to networking, industrial applications to telecommunications.

.062" Diameter Terminals

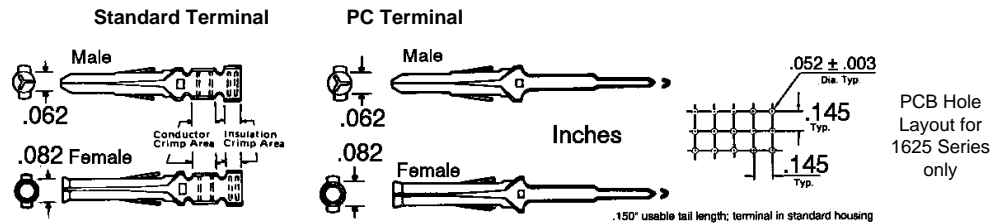
Electrical Specifications:

Resistance: MV voltage drop per amp on mated terminal, + 10% - 1st engagement 3.2 - 10th engagement 3.4.

High Voltage Test: Withstands 1500 volts RMS for 60 seconds min. applied between adjacent terminals.

Temperature Rise/Operating Range: 30°C maximum for all connectors at maximum rated current.

Current Rating: 5 amps.



Ordering Information

Crimp Wire Size	Insulation Diameter	Male/Female Series	Chain Form Order No.		Loose Form Order No.		Application Tooling Order No.'s			
			Male	Female	Male	Female	Hand Tool	TM-42 Die*	Mini Mac Die*	Extraction Tool
Standard Brass .010"										
Tin Plated										
18-24	.060/.120	1560/1561	02-06-2101	02-06-1101	02-09-2103	02-06-1103	11-01-0008	11-40-2004	11-18-2017	11-03-0002
24-30	.040/.090	1854/1855	02-06-2131	02-06-1131	02-06-2132	02-06-1132	11-01-0037	11-40-2006	11-18-2024	11-03-0002
Select Gold (15µ" min.)										
18-24	.060/.120	1560/1561	02-06-6100	02-06-5100	02-06-6103	02-06-5103	11-01-0008	11-40-2004	11-18-2017	11-03-0002
24-30	.040/.090	1854/1855	02-06-6130	02-06-5130	02-06-6135	02-06-5135	11-01-0037	11-40-2006	11-18-2024	11-03-0002
Select Gold (30µ" min.)										
18-24	.060/.120	1560/1561	02-06-6101	02-06-5101	02-09-6102	02-06-5102	11-01-0008	11-40-2004	11-18-2017	11-03-0002
24-30	.040/.090	1854/1855	02-06-6138	02-06-5138	02-09-6139	02-06-5139	11-01-0037	11-40-2006	11-18-2024	11-03-0002
Select Gold (30µ" min.) in Contact Area Tin/Lead Crimp Area										
18-24	.060/.120	1560/1561	02-06-6118	02-06-5108	02-09-6119	02-06-5109	11-01-0008	11-40-2004	11-18-2017	11-03-0002
24-30	.040/.090	1854/1855	02-06-6143	02-06-5147	02-09-6144	02-06-5148	11-01-0037	11-40-2006	11-18-2024	11-03-0002
Phos-Bronze										
.006" Tin Plated-Recommended for housings of 15 circuits and larger										
18-24	.060/.120	-/4529	-	02-09-1104	-	02-06-1105	11-01-0004	11-40-2106	11-18-2027	11-03-0002
24-30	.040/.090	-/4559	-	02-09-1109	-	02-06-1110	11-01-0185	11-40-2006	11-18-2024	11-03-0002
.008" Tin Plated										
18-24	.060/.120	1786/1787	02-06-2201	02-06-1201	02-09-2202	02-06-1202	11-01-0008	11-40-2004	11-18-2017	11-03-0002
24-30	.040/.090	2190/2189	02-06-2231	02-06-1231	02-09-2232	02-06-1232	11-01-0037	11-40-2006	11-18-2024	11-03-0002
.006" Select Gold (15µ" min.)-Recommended for housings of 15 circuits and larger										
18-24	.060/.120	-/4529	-	02-06-5207	-	02-06-5208	11-01-0008	11-40-2106	11-18-2027	11-03-0002
24-30	.040/.090	-/4559	-	02-06-5211	-	-	11-01-0185	11-40-2006	11-18-2024	11-03-0002
.008" Select Gold (15µ" min.)										
14-20	.060/.120	1786/1787	02-06-6201	02-06-5201	02-06-6202	02-06-5302	11-01-0008	11-40-2004	11-18-2017	11-03-0002
P.C. Tail Brass .008" for standard .062 housings only.										
Tin Plated										
-	-	1778/1779	-	-	02-06-8103	02-06-7103	N/A	-	-	-
Selected Gold (20µ")										
-	-	1778/1779	-	-	02-06-6122	02-06-7104	N/A	-	-	-



Breakaway & Solid Headers

KK® .100" Centerline Headers

Due to the numerous options on this page, pricing is not shown. **Call for pricing and availability.**

Notes:

- 1 Replace XX with circuit sizes
- 3 Tin/Lead (90/10) over phosphor bronze
- 4 20 micro inch overall gold over nickel on brass
- 5 Cutting tool available for Breakaway product - Order No. 11-20-1130
- 6 15 Micro inch select gold over phosphor bronze - 30 microinch select gold available
- 7 Available with kinks and/or backwalls removed.

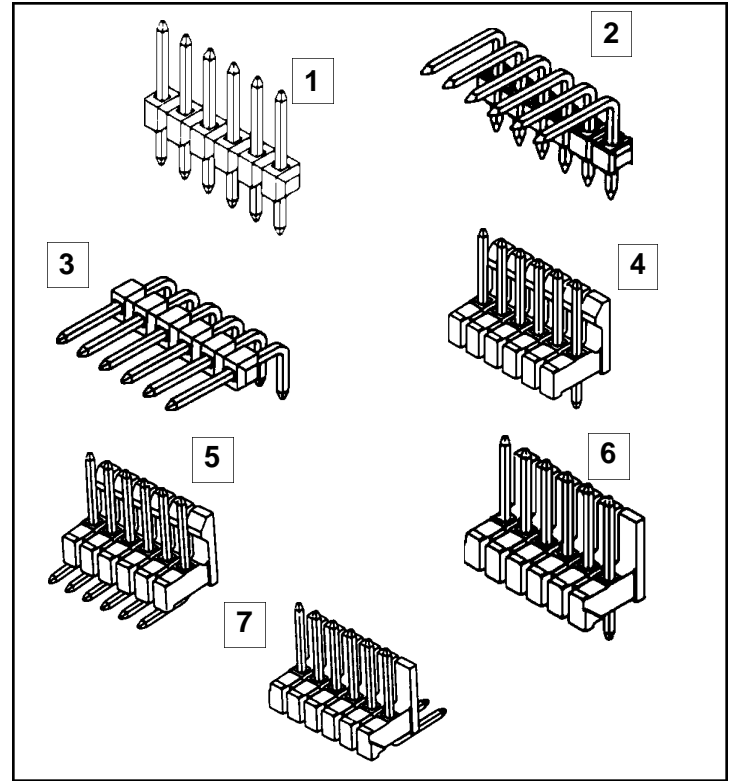
Specifications:

Voltage: 250V
Current: 4.0A
Pitch: .100"
Contact: phosphor bronze, .025" square (breakaway headers); brass, .025" square (solid headers)
Temperature: 0 to 75°C
Housing: glass-filled nylon (except types 4030, 4094, 6373, 7478-red nylon)
Approvals: ULListed; CSACertified

Features

- Sized 2 to 36 circuits
- Easy breakaway to smaller sizes
- Drawn .64mm (.025") square wire provides four sided smooth surface
- All headers available in various pin lengths
- Kinked solder tails for additional PCB retention
- Voided options available

FIG	Breakway Nylon (94 V-0) ⁵ 2-36 ckt.s.		Solid Nylon (94 V-0) 2-28 ckt.s.	
	Flat	42375	4030 (red)	42152 (White)
1	Tin Gold ⁴ Select Gold ⁶	22-28-4XX0 ³ N/A 22-28-4XX3	22-03-2XX1 22-10-2XX1	22-66-2XX0 22-66-3XX0 22-10-7XX8
	Flat	42376	4094 (red)	42153 (White)
2	Tin Gold ⁴ Select Gold ⁶	22-28-6XX0 ³ N/A 22-28-6XX2	22-05-2XX1 22-12-2XX1	22-67-2XX0 22-67-3XX0 22-12-3XX0
	Flat	42377		N/A
3	Tin Gold ⁴ Select Gold ⁶	22-28-8XX0 ³ N/A 22-28-8XX2		N/A N/A N/A
	Friction Lock	42227 ⁷		6373
4	Tin Gold ⁴ Select Gold ⁶	22-28-0XX0 ³ N/A 22-28-0XX1		22-23-2XX1 22-11-2XX2 N/A
	Friction Lock	42228 ⁷		7478 (Edge mount only)
5	Tin Gold ⁴ Select Gold ⁶	22-28-1XX0 ³ N/A 22-28-1XX1		22-05-3XX1 22-12-2XX4 N/A
	Polarizing Wall	42225 ⁷		N/A
6	Tin Gold ⁴ Select Gold ⁶	22-28-3XX0 ³ N/A 22-28-3XX1		N/A N/A N/A
	Polarizing Wall	42226 ⁷		N/A
7	Tin Gold ⁴ Select Gold ⁶	22-28-2XX0 ³ N/A 22-28-2XX2		N/A N/A N/A



Series 8624 and 70203 C-Grid® Dual Row Breakaway Headers

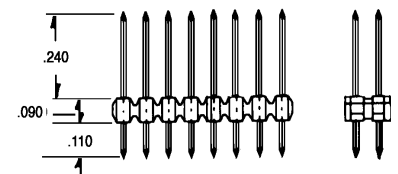
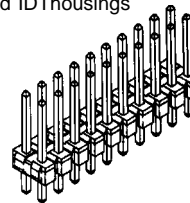
These headers mate with 7859 Shunts, C-Grid receptacles, MX50 Connectors, SLCrimp and IDThousings

Features

- Sizes 4 to 80 circuits
- Stackable side-to-side and end-to-end (on unbroken edges)
- Easy breakaway to smaller sizes
- Drawn .025" square wire provides 4-sided smooth surface for quality interface
- Low profile versions are .200" high

Specifications:

Voltage: 250V
Current: 3.0A
Housing: glass-filled polyester, UL94V-0
Contact: phosphor bronze
Temperature: -40 to +105°C
Approvals: UL Listed, CSA Certified (Series 70203 ULOnly)



Note: dimensions are in inches.

Plating Option	Order Number
----------------	--------------

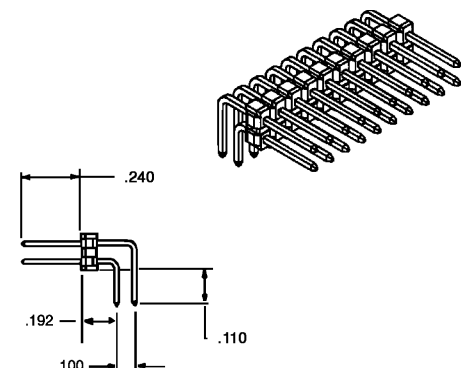
8624 Series Dual Row, Vertical

15 microinches min. select gold	10-89-1XX1
30 microinches min. select gold	10-89-2XX1
150 microinches tin/lead, nickel overall	10-88-1XX1

70203 Series Low Profile, Dual Row, Right Angle

15 microinches min. select gold	10-89-1XX6
30 microinches min. select gold	10-89-2XX6
150 microinches tin/lead, nickel overall	10-88-1XX5

Replace "XX" with number of circuits, 04-80 (even numbers only).





.100" Dual Row PCB Connectors & Shunts

Series 70192 C-Grid® PCB Connectors

This is a **high profile, dual row, vertical-mount**, PCB connector for .062" thick PCBs, parallel and perpendicular stacking; also for PCB-to-harness and PCB-to-chassis connections. Mates with C-Grid breakaway and shrouded headers. **Specifications:** Voltage 250V; current: 2.5A; Contact Resistance: 15mΩ max.; Housing: black glass-filled polyester, UL 94V-0; Contact: phosphor bronze; Temperature: -40 to 105°C; UL Listed; CSA Certified.

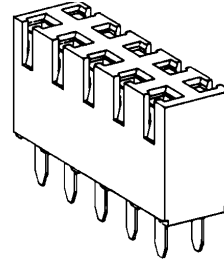
Features

- Sizes 4 to 40 circuits
- High profile: .340" high
- Dual beam box contact
- Stackable end-to-end & side-to-side on .100" x .100" grid
- Standoffs facilitate post solder cleaning

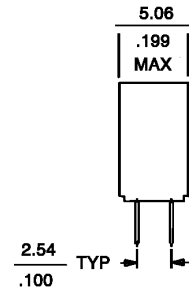
Ordering Information

Mfr.s Type	Plating Option	Price
15-44-32XX	15 microinches min. selected gold	Call
15-44-45XX	30 microinches min. selected gold	
15-45-13XX	150 microinches tin/lead	

Replace "XX" with number of circuits per row (02-40)
Example 20 circuit = 15-47-3210



Tail Length: .120"



Series 71973 C-Grid® PCB Connectors

This is a **dual row, right angle, early entry, flangeless**, PCB receptacle designed for perpendicular stacking. The early entry contact provides .040" additional gold wipe on the male post. **Specifications:** Voltage: 250V; Current: 2.0A; Contact Resistance: 15mΩ max.; Housing: black glass-filled LCP, UL94V-0; Contact: phosphor bronze; Temperature: -40 to 105°C.

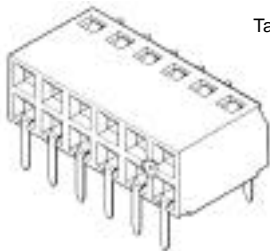
Features

- Stackable end-to-end
- Flangeless with lower row pin stop offered, call
- Closed bottom insulator to prevent solder wicking
- SMT version 71979 available

Ordering Information

Mfr.s Type	Plating Option	Price
71973-02XX	15 microinches gold	Call

Replace "XX" with number of circuits per row (4-65)



Tail Length: .120"



Series 7859 C-Grid® 2-Circuit Shunt/Jumper

This **2-circuit, .100" pitch**, shunt/jumper is a low cost alternative to DIP switches, mates with all C-Grid breakaway headers, and is available in both closed top and open top versions. **Specifications:** Voltage: 250V; Current: 5.0A; Contact Resistance: 15mΩ max.; Housing: glass-filled polyester, UL 94V-0; Temperature: -40 to +105°C; UL Listed, CSA Certified.

Features

- Easily applied - no soldering
- Reliable - no accidental disconnects
- Low cost alternative to DIP switches
- Increases current flow & decreases resistance vs. DIP switches
- Dual beam terminals; 2 points of contact per pin
- Open and closed top versions
- Closed top prevents upside down mating
- Stackable end-to-end and side-to-side

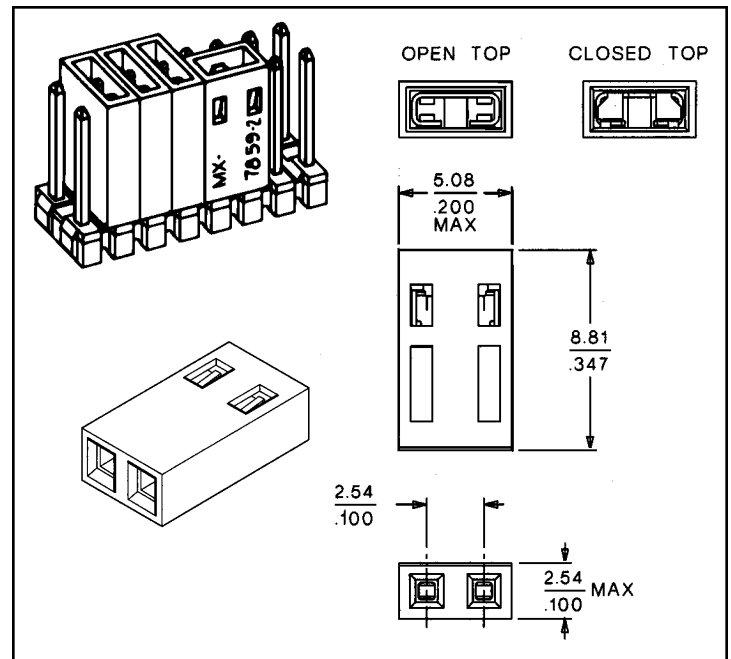
Ordering Information

Open Top

Mfr.s Type	Plating Option	Price
15-29-1024	15 Microinches Gold	Call
15-29-1026	30 Microinches Gold	
15-38-1024	150 Microinches Tin/Lead	

Closed Top

Mfr.s Type	Plating Option	Price
15-29-1025	15 Microinches Gold	Call
15-29-1027	30 Microinches Gold	
15-38-1026	150 Microinches Tin/Lead	



Glossary

Shunt: A device used to divert part of an electric current.
Dual Beam: A type of stamped-and-formed contact where the female contact holds the male contact between two beams.



PCB and Wire Connectors

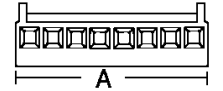
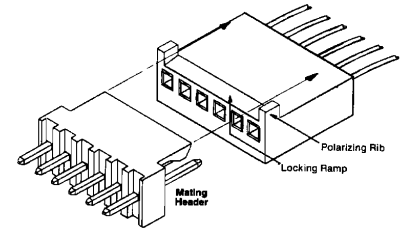
2695 Series KK® .100" Crimp Terminal Housings

Due to the numerous options on this page, pricing is not shown. **Call for pricing and availability.** These housings are used with 2759, 6459 or 41572 Series terminals, **ordered separately below.**

These housings are available in 1-25 circuits and come with or without locking ramp and polarizing ribs. They mate with Molex KK .100" pitch headers and .025" pins. Use with **2759, 6459 or 41572** Series terminals. Optional polarizing key and polarizing peg are also available. ULListed, CSA Certified.

Specifications

Voltage: 250V
 Current: phosphor bronze contacts, 4.0A;
 brass contacts, 2.5A
 Contact Resistance: 20m max.
 Housing: Nylon, UL94V-2
 Temperature: 0 to +75°C



Polarizing Key

Order Number **15-04-9209**

Polarizing Peg

Order Number **15-04-9210**

Ordering Information

Mfr.'s Type	Description
22-01-2XX7*	With Locking Ramp
22-01-3XX7*	With Locking Ramp and Polarizing Ribs
22-01-2XX1†	Without Locking Ramp or Ribs

*Replace "XX" with number of circuits per row (02-25)

†Replace "XX" with number of circuits per row (01-25)

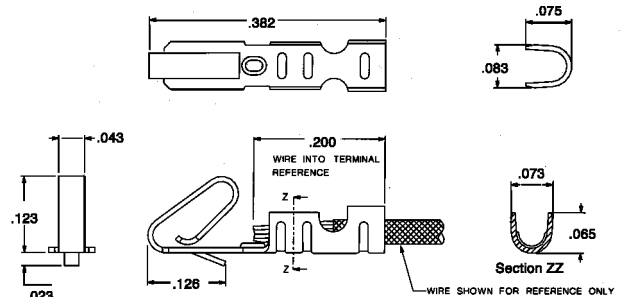
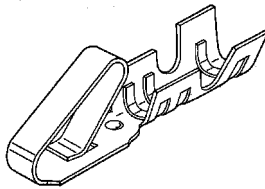
Dimensions (inches)

Circuits	Dim. A	Circuits	Dim. A	Circuits	Dim. A
1	.122	10	1.02	18	1.82
2	.22	11	1.12	19	1.92
3	.32	12	1.22	20	2.02
4	.42	13	1.32	21	2.12
5	.52	14	1.42	22	2.22
6	.62	15	1.52	23	2.32
7	.72	16	1.62	24	2.42
8	.82	17	1.72	25	2.52
9	.92				

Series 2759 and 6459 KK® .100" Crimp Terminals

These standard cantilever terminals provide high contact pressure, accommodate wire from 22 to 30 AWG, and the wiping action cleans oxides when connector is mated. Use with **2695, 5051, 6745 and 41895** housings. UL, Listed, CSA Certified.

Specifications: Voltage: 250V; Current 4.5A (6459 Series); 2.5A(2759 Series); Contact Resistance: 20m max.; Contact: phosphor bronze (6459 Series), brass (2759 Series); Insulation Range: .062" max.



Use Hand Crimp Tool # **11-26-0009**

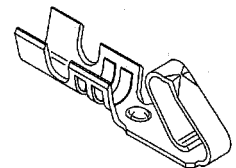
Ordering Information

Series (Contact)	Wire Size	Insulation O.D.	Tin Plating		Gold Plating		Selective Gold Plating	
			Bag No.	Reel No.	Bag No.	Reel No.	Bag No.	Reel No.
2759 (Brass)	22-30	.062"	08-50-0114	08-50-0113	08-56-0110	08-56-0109	08-55-0102	08-55-0101
6459 (Phos. Bronze)	22-30	.062"	08-52-0123	08-52-0101	08-65-0814	08-65-0813	08-65-0816	08-65-0815

Series 40445 and 41572 KK® .100" Cat Ear Terminals

Similar to 2759/6459 Series with cat ears that provide 2 high pressure points of contact. Suitable for high vibration requirements. Accommodates wire from 22 to 30 AWG. Use with **2695, 3070, 5051 and 6471** housings. ULListed, CSA Certified.

Specifications: Voltage: 250V; Current: 4.0A; Contact Resistance: 20m max.; Contact phosphor bronze.



Ordering Information

Series 40445 (Preferred Version in Europe)		Series 41572 (Preferred Version in the Americas)	
Hot Tin/Lead Dip Plating		Hot Tin/Lead Dip Plating	
Bag	Reel	Bag	Reel
97-00-0445	97-00-0444	08-65-0805	08-65-0804

Use Hand Crimp Tool # **11-26-0009**

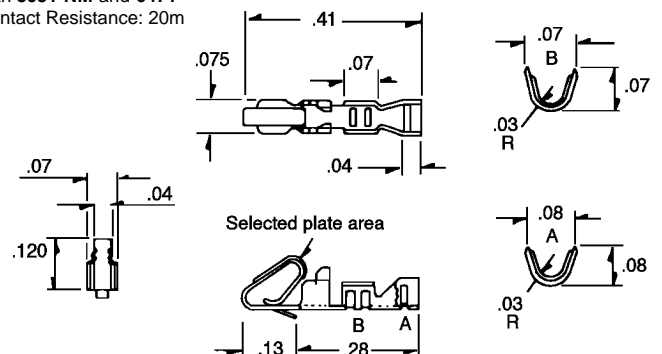
Series 4809 KK® .100" Anti-Fishhooking Crimp Terminals

This series avoids tangling at pre-assembly, accommodates wire from 22-30 AWG and mates with **5051-NM** and **6471** housings. Available with cat ears. ULListed, CSA Certified. **Specifications:** Voltage: 250V; Contact Resistance: 20m max.; Contact: brass; tin/lead (available in gold and select gold); Temperature: 0 to +75°C.

Use Hand Crimp Tool # **11-01-0037**

Ordering Information

Wire Crimp Size	Insulation Diameter	Series	Tin/lead (1.00-2.50µm)	
			Bag	Reel
22-30	.062"	4809	08-50-0032	08-50-0031





.100" Dual Row Crimp Connector Housings

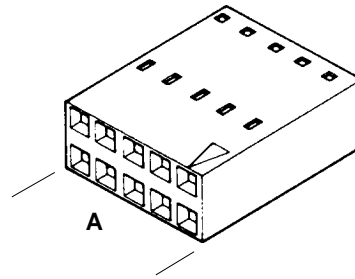
Due to the numerous options on this page, pricing is not shown. **Call for pricing and availability.**

Series 70450 SL™ Crimp Housings

These housings are available in sizes 4 to 54 circuits and are end-to-end- and side-to-side stackable for dual row connection to a .100" pitch grid pin field. Optional polarizing key available (on a carrier of 20 pieces per strip). They mate with Series **8624, 8723, 8724, 70203 and 70206** Molex dual row headers. Use with Series **70058 and 71851** crimp terminals, **ordered separately.**

Specifications:

Housing: black glass-filled polyester, UL94V-0
Temperature: -40 to +120°C



Ordering Information

Mfr.'s Type	Note
22-55-2XX1	Replace "XX" with number of circuits, 04 -54 (even numbers only)

Dimensions

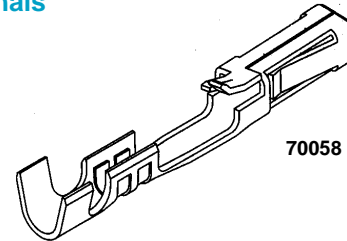
Circuits	Dim. A	Circuits	Dim. A	Circuits	Dim. A	Circuits	Dim. A	Circuits	Dim. A	Circuits	Dim. A
4	.199"	10	.499"	16	.799"	22	1.099"	28	1.399"	34	1.699"
6	.299"	12	.599"	18	.899"	24	1.199"	30	1.499"	36	1.799"
8	.399"	14	.699"	20	.999"	26	1.299"	32	1.599"	38	1.899"

Polarizing Key

Order Number **15-04-0292**

Series 70058 and 71851 SL™ Terminals

Series 70058 is a standard female box crimp terminal. **Series 71851** has a higher mating force making it ideal for low current/high vibration applications in small circuit sizes. Both types are dual beam, fully enclosed box contacts with dual tab strain relief and locking tang to secure terminal in housing. Both are used with **70450** housings above and mate with .100" center single row and dual row headers and .025" pins. The terminals listed are plated 15µ" min. gold in select area over 50µ" min. nickel overall with .75µ" min. tin/lead in select area. Other plating options are available. ULListed, CSACertified.



70058

Standard Female Crimp Terminals

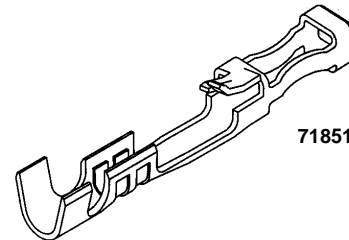
Ordering Information

Series	Wire Size	Insulation O.D.	Loose Order No.	Reel Order No.	Hand Tool
70058	22 - 24	.064 " max	16-02-0103	16-02-0087	11-01-0082
	24 - 30	.060 " max	16-02-0097	16-02-0082	11-01-0107

High Force Female Crimp Terminals

Ordering Information

Series	Wire Size	Insulation O.D.	Loose Order No.	Reel Order No.	Hand Tool
71851	22 - 24	.064 " max	16-02-1125	16-02-1124	11-01-0118
	24 - 30	.060 " max	16-02-1109	16-02-0119	11-01-0107



71851

Specifications:

Volatge: 250V
Current: 3A
Contact Resistance: 15m max.
Contact: phosphor bronze
Temperature: -40 to +120°C
Wire Accommodation: 22 to 24 and 24 to 30 AWG

New Product News

For the most up-to-date information on Molex products, visit our web site at <http://www.molex.com>. You can also sign up to receive a monthly e-mail message that notifies you of new product information posted to our web site.

These Molex E-ouncements allow you to be the first to find out about our new products. Just look for the link on our home page or send a message indicating your interest to news@molex.com. There is a short subscription form to fill out (name, company, language preference and e-mail address), but then you will automatically receive the newest product notifications each month.



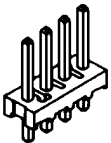
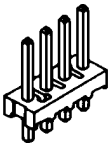
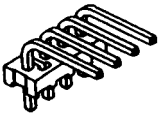
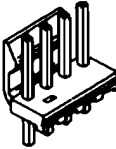
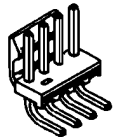
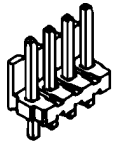
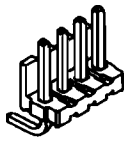
Breakaway & Solid Headers

KK® .156" Centerline Headers

Due to the numerous options on this page, the prices are not listed. **Call for pricing and availability.**

Your choice of breakaway or solid headers (with or without peg to provide retention to PCB during handling and soldering). All except breakaways are end-to-end stackable. ULListed, CSACertified. **Specifications:** Voltage: 250V; Current: 7.0A; Contact Resistance: 6mΩ max.; Housing: polyester, UL94V-0; Contact: brass, .045" pins; Plating: (see table); Temperature: 0 to 75°C.

Product Cross Reference

 Square	Description/Plating	Solid Headers 2-18 Ckts.	Solid Headers w/PEGS 2-18 Ckts	Tin
	Flat	A-41771	A-42471	A-41661
	Tin	26-60-2XX0	26-64-2XX0	26-48-1XX1
	15μ" Select Gold	41771-XXXX	42471-XXXX	41661-XXXX
	Flat	A-41772	A-42472	A-41662
	Tin	26-60-3XX0	26-64-3XX0	26-48-1XX2
	15μ" Select Gold	41772-XXXX	42472-XXXX	41662-XXXX
	Friction Lock	A-41791	A-42491	A-41671
	Tin	26-60-4XX0	26-64-4XX0	26-48-1XX5
	15μ" Select Gold	41791-XXXX	42491-XXXX	41671-XXXX
	Friction Lock	4-41792	4-42492	A-41672 ²
	Tin	26-60-5XX0	26-64-5XX0	26-48-1XX6
	15μ" Select Gold	41792-XXXX	42492-XXXX	41672-XXXX
	Polarizing Wall			A-41681
	Tin	N/A	N/A	26-48-1XX3
	15μ" Select Gold	N/A	N/A	41681-XXXX
	Polarizing Wall			A-41682
	Tin	N/A	N/A	26-48-1XX4
	15μ" Select Gold	N/A	N/A	41682-XXXX

NOTES: 1. Replace "XX" with Circuit Size 2. 41672 must be mounted at board edge 3. Available in 15μ" or 30μ" Select Gold (call for details)

In 1825, **Andre Ampere** determines the relationship between electrical current and strength of the accompanying magnetic field. Ampere is the first to develop measuring techniques for electricity. The practical unit of electrical current is named for Ampere.



PCB and Wire Connectors

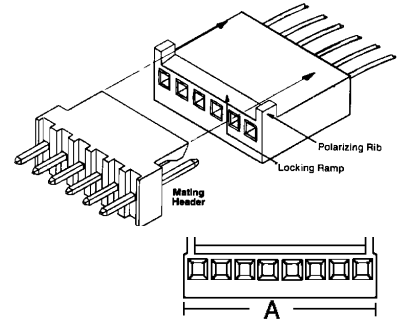
41695 Series KK® .156" Crimp Terminal Housings

Due to the numerous options on this page, the prices are not listed. **Call for pricing and availability.** The housing are used with the 2478, 2578, 6338 or 7258 Series terminals, **ordered separately below.**

These housings are available in 2-20 circuits and comes with or without locking ramp and polarizing ribs. They mate with Molex KK .156" pitch headers or .045" pins. Use with 2478, 2578, 6438, 6838 and 7258 terminals. Optional polarizing key also available. UL Listed, CSA Certified

Specifications:

Voltage: 250V
 Current: phosphor bronze contacts, 7.0A;
 brass contacts 5.0A
 Contact Resistance: 6m max.
 Housing: polyester, UL94V-0
 Temperature: 0 to 75°C



Polarizing Key

Order Number [15-04-0297](#)

Ordering Information

Mfr.s Type	Description
09-50-8XX1	With Locking Ramp
09-50-8XX3	With Locking Ramp and Polarizing Ribs
09-50-8XX0	Without Locking Ramp or Ribs

Replace "XX" with number of circuits per row (02-20)

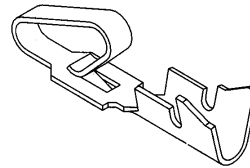
Dimensions

Circuits	Dim. A	Circuits	Dim. A	Circuits	Dim. A
2	.34"	8	1.28"	14	2.21"
3	.50"	9	1.43"	15	2.37"
4	.65"	10	1.60"	16	2.53"
5	.81"	11	1.75"	17	2.68"
6	.97"	12	1.90"	18	2.84"
7	1.12"	13	2.06"	19	3.00"
				20	3.15"

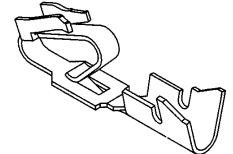
Series 2478, 2578, 6438, 6838, and 7258 KK® .156" Crimp Terminals

Available in the standard double cantilever design or the Trifurcon™ design with 3 distinct points of contact, making it ideal for applications where high shock or vibration exists. Both designs also available in brass, accommodate wire from 18 to 26 AWG. Use with the 41695 crimp terminal housings above. ULlisted, CSACertified.

Specifications: 250V AC max.; Current: 7.0A (18 AWG), 6.25A (20 AWG), 5.50A (22 AWG), 5.00A(24 AWG) 4.50A (26 AWG); Contact Resistance: 6m max.; Contact: phosphor bronze; Plating: (see table); Temperature: 0 to 75°C.



Standard



Trifurcon

Ordering Information

Standard Cantilever Terminal

Series No.	Wire Size	Insulation O.D.	Tin Plating		Gold Plating #1		Gold Plating #2	
			Bag	Reel	Bag	Reel	Bag	Reel
2478	18 - 20	.110 " max	08-52-0072	08-52-0071	08-58-0122	08-58-0121	08-65-0115	08-65-0114
2578	22 - 26	.065 " max	08-50-0134	08-50-0133	08-58-0126	08-58-0125	08-65-0117	08-65-0116

Plating No. 1: 20µ" min. gold in contact area with flash overall. Plating No. 2: 15µ" min. gold in contact area only.

Trifurcon Terminal (3 Points of Contact)

Series. No.	Wire Size	Insulation O.D.	Tin Plating		Gold Plating		Select Gold Plating	
			Bag	Reel	Bag	Reel	Bag	Reel
6338	18 - 20	.110 " max	08-52-0113	08-52-0112	08-58-0189	08-58-0187	08-65-0111	08-65-0110
7258	22 - 26	.065 " max	08-52-0125	08-52-0124	08-56-0124	08-56-0123	08-65-0122	08-65-0121

Crimp Tooling

Wire Gauge	Hand Tool	Mini-Mac Die	TM40 Die	TM40 Press & Die
18-24 AWG Wire	11-01-0026	11-18-2021	11-40-2096	11-04-0418
22-26 AWG Wire	11-01-0026	11-18-2022	11-40-2097	11-04-0420

NOTE: TM40 Die and Mini-Mac Die do not include press & spare tooling

Molex offers a full line of Insulation Displacement Technology (IDT) terminating equipment ranging from simple hand tools to fully automatic cable and discrete wire harness assembly machines. All tools are designed and manufactured using the latest technologies to ensure high quality in tool performance and in the product they produce.